

SUMMIT® S-420™ GAS GRILL

2009 GAS GRILLS



Stainless steel cooking grates are made of professional-grade, 9.5mm diameter rods... for the serious chef.



The 12,000 BTU-per-hour input, flush-mounted side burner lets you simmer a sauce while dinner is grilling.

FEATURES

- Four stainless steel burners
- Primary cooking area = 538 square inches
- Warming rack area = 112 square inches
- Total cooking area = 650 square inches
- 9.5mm diameter stainless steel rod cooking grates
- Stainless steel Flavorizer® bars
- 48,800 BTU-per-hour input main burners
- 12,000 BTU-per-hour input flush-mounted side burner
- Snap-Jet™ individual burner ignition system
- Stainless steel shroud with polished handle and trim, a center-mounted thermometer and accent-colored, cast-aluminum end caps
- Two stainless steel work surfaces
- Enclosed cart with corresponding stainless steel doors and chrome-plated, cast-aluminum handles and accent-colored painted side and rear panels
- Accent-colored painted steel frame
- Six tool hooks
- One Grill Out® handle light
- Two heavy-duty front locking swivel casters
- Two heavy-duty back swivel casters
- Natural gas grill includes a 10-foot flexible hose

- Enclosed tank storage area and precision fuel gauge (LP models only)
- Tank not included with LP models
- Weber® cookbook
- Limited warranty

DIMENSIONS (with the lid open)

- Height: 57.1 inches
- Width: 66 inches
- Depth: 30 inches

Available finish: stainless steel

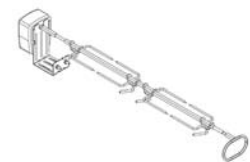
ACCESSORIES

(sold separately)



PREMIUM GAS GRILL COVER ITEM #7554

Our premium gas grill cover fits snugly and is made of heavy-duty vinyl with fitted center and long sides.



GAS GRILL ROTISSERIE ITEM #7570

Includes a motor, two spit forks and shaft. Fits Summit® 400 series gas grills.



SUMMIT® S-450™ GAS GRILL

2009 GAS GRILLS



Add smoky flavor to any grilled meal on your Summit® E-450™ gas grill with an integrated 8,000 BTU-per-hour input smoker burner and stainless steel smoker box.



The unique rotisserie system comes with a flip-up motor, for easy rotissing, and a separate spit and fork storage area in the enclosed cart. The rotisserie spit can handle a whole turkey, multiple chickens, or large cuts of meat.

FEATURES

- Four stainless steel burners
- Primary cooking area = 468 square inches
- Warming rack area = 112 square inches
- Total cooking area = 580 square inches
- 9.5mm diameter stainless steel rod cooking grates
- Stainless steel Flavorizer® bars
- 48,800 BTU-per-hour input main burners
- 12,000 BTU-per-hour input flush-mounted side burner
- 10,600 BTU-per-hour input infrared rear-mounted rotisserie burner
- 8,000 BTU-per-hour smoker burner and stainless steel smoker box
- Tuck-Away™ rotisserie system with flip-up motor and separate spit and fork storage in the enclosed cart
- Snap-Jet™ individual burner ignition system
- Stainless steel shroud with polished handle and trim, a center-mounted thermometer and accent-colored, cast-aluminum end caps
- Two stainless steel work surfaces
- Enclosed cart with corresponding stainless steel doors and chrome-plated, cast-aluminum handles and accent-colored painted side and rear panels
- Accent-colored painted steel frame
- Six tool hooks
- One Grill Out® handle light
- Two heavy-duty front locking swivel casters
- Two heavy-duty back swivel casters
- Natural gas grill includes a 10-foot flexible hose
- Enclosed tank storage area and precision fuel gauge (LP models only)
- Tank not included with LP models
- Weber® cookbook
- Limited warranty

DIMENSIONS (with the lid open)

- Height: 57.1 inches
- Width: 66 inches
- Depth: 30 inches

Available finish: stainless steel

ACCESSORIES

(sold separately)



PREMIUM GAS GRILL COVER ITEM #7554

Our premium gas grill cover fits snugly and is made of heavy-duty vinyl with fitted center and long sides.




CAST IRON GRIDDLE ITEM #7570

This handy two-sided cast-iron griddle allows you to make pancakes, eggs, and bacon on the smooth side, and use the textured side for delicate fish and veggies.




SUMMIT[®] S-470™ GAS GRILL

2009 GAS GRILLS



Lighted control knobs allow you to fine tune heat settings, even in low light conditions.



Maximize the heat without minimizing grilling space. This high-powered sear burner is designed to step up the heat when needed for searing. Turn it off for normal grilling duties. Smart and efficient.

FEATURES

- Four stainless steel burners
- Primary cooking area = 468 square inches
- Warming rack area = 112 square inches
- Total cooking area = 580 square inches
- 9.5mm diameter stainless steel rod cooking grates
- Stainless steel Flavorizer[®] bars
- 48,800 BTU-per-hour input main burners
- 12,000 BTU-per-hour input flush-mounted side burner
- 10,600 BTU-per-hour input infrared rear-mounted rotisserie burner
- 10,600 BTU-per-hour input sear burner
- 8,000 BTU-per-hour input smoker burner and stainless steel smoker box
- Snap-Jet™ individual burner ignition system
- Stainless steel shroud with polished handle and trim, a center-mounted thermometer, and accent-colored, cast-aluminum end caps
- Tuck-Away™ rotisserie system with flip-up motor and separate spit and fork storage in the enclosed cart
- Two stainless steel work surfaces
- Enclosed cart with stainless steel doors and chrome-plated, cast-aluminum handles and accent-colored painted side and rear panels
- Accent-colored painted steel frame
- Lighted control knobs
- Six tool hooks
- One Grill Out[®] handle light
- Two heavy-duty front locking swivel casters
- Two heavy-duty back swivel casters
- Natural gas grill includes a 10-foot flexible hose
- Enclosed tank storage area and precision fuel gauge (LP models only)
- Tank not included with LP models
- Weber[®] cookbook
- Limited warranty

DIMENSIONS (with the lid open)

- Height: 57.1 inches
- Width: 66 inches
- Depth: 30 inches

Available finish: stainless steel

ACCESSORIES

(sold separately)



PREMIUM GAS GRILL COVER ITEM #7554

Our premium gas grill cover fits snugly and is made of heavy-duty vinyl with fitted center and long sides.




CAST IRON GRIDDLE ITEM #7570

This handy two-sided cast-iron griddle allows you to make pancakes, eggs, and bacon on the smooth side, and use the textured side for delicate fish and veggies.



SUMMIT® S-460™ BUILT-IN GAS GRILL

2009 GAS GRILLS



Maximize the heat without minimizing grilling space. This high-powered sear burner is designed to step up the heat when needed for searing. Turn it off for normal grilling duties. Smart and efficient.



Lighted control knobs allow you to fine tune heat settings, even in low light conditions.

FEATURES

- Four stainless steel burners
- Primary cooking area = 468 square inches
- Warming rack area = 112 square inches
- Total cooking area = 580 square inches
- 9.5mm diameter stainless steel rod cooking grates
- Stainless steel Flavorizer® bars
- 48,800 BTU-per-hour input main burners
- 10,600 BTU-per-hour input infrared rear-mounted rotisserie burner
- 10,600 BTU-per-hour input sear burner
- 8,000 BTU-per-hour input smoker burner and stainless steel smoker box
- Snap-Jet™ individual burner ignition system
- Stainless steel shroud with polished handle
- Fixed, center-mounted thermometer
- Enclosed storage area with stainless steel doors and bottom shelf
- SlideFrame™ design

- Lighted control knobs
- One Grill Out® handle light
- Weber® cookbook
- Limited warranty

DIMENSIONS (with the lid open)

- Height: 49.5 inches
- Width: 32 inches
- Depth: 31 inches



Included is a premium gas grill cover heavy-duty vinyl cover protects your grill from the elements.



SUMMIT® S-620™ GAS GRILL

2009 GAS GRILLS



Stainless steel cooking grates are made of professional-grade, 9.5mm diameter rods... for the serious chef.



The 12,000 BTU-per-hour input, flush-mounted side burner lets you simmer a sauce while dinner is grilling.

FEATURES

- Six stainless steel burners
- Primary cooking area = 693 square inches
- Warming rack area = 145 square inches
- Total cooking area = 838 square inches
- 9.5mm diameter stainless steel rod cooking grates
- Stainless steel Flavorizer® bars
- 60,000 BTU-per-hour input main burners
- 12,000 BTU-per-hour input flush-mounted side burner
- Snap-Jet™ individual burner ignition system
- Porcelain-enameled shroud with polished handle and trim, a center-mounted thermometer and accent-colored cast-aluminum end caps
- Two stainless steel work surfaces
- Enclosed cart with corresponding painted steel doors and chrome-plated, cast aluminum handles and accent-colored painted side and rear panels
- Accent-colored painted steel frame
- Six tool hooks
- Two Grill Out® handle lights
- Two heavy-duty front locking swivel casters
- Two heavy-duty back swivel casters
- Natural gas grill includes a 10-foot flexible hose

- Enclosed tank storage area and precision fuel gauge (LP models only)
- Tank not included with LP models
- Weber® cookbook
- Limited warranty

DIMENSIONS (with the lid open)

- Height: 57.1 inches
- Width: 74.1 inches
- Depth: 30 inches

Available finish: porcelain-enamel

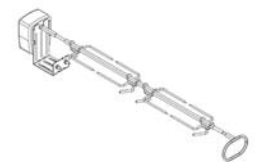
ACCESSORIES

(sold separately)



PREMIUM GAS GRILL COVER ITEM #7555

Our premium gas grill cover fits snugly and is made of heavy-duty vinyl with fitted center and long sides.



GAS GRILL ROTISSERIE ITEM #7571

Includes a motor, two spit forks and shaft. Fits Summit® 400 series gas grills.



SUMMIT® S-650™ GAS GRILL

2009 GAS GRILLS



Add smoky flavor to any grilled meal on your Summit® E-650™ gas grill with an integrated 8,000 BTU-per-hour input smoker burner and stainless steel smoker box.



The unique rotisserie system comes with a flip-up motor, for easy rotissing, and a separate spit and fork storage area in the enclosed cart. The rotisserie spit can handle a whole turkey, multiple chickens, or large cuts of meat.

FEATURES

- Six stainless steel burners
- Primary cooking area = 624 square inches
- Warming rack area = 145 square inches
- Total cooking area = 769 square inches
- 9.5mm diameter stainless steel rod cooking grates
- Stainless steel Flavorizer® bars
- 60,000 BTU-per-hour input main burners
- 12,000 BTU-per-hour input flush-mounted side burner
- 10,600 BTU-per-hour input infrared rear-mounted rotisserie burner
- 8,000 BTU-per-hour smoker burner and stainless steel smoker box
- Tuck-Away™ rotisserie system with flip-up motor and separate spit and fork storage in the enclosed cart
- Snap-Jet™ individual burner ignition system
- Stainless steel shroud with polished handle and trim, a center-mounted thermometer and accent-colored, cast-aluminum end caps
- Two stainless steel work surfaces
- Enclosed cart with corresponding stainless steel doors and chrome-plated, cast-aluminum handles and accent-colored painted side and rear panels
- Accent-colored painted steel frame
- Six tool hooks
- Two Grill Out® handle lights
- Two heavy-duty front locking swivel casters
- Two heavy-duty back swivel casters
- Natural gas grill includes a 10-foot flexible hose
- Enclosed tank storage area and precision fuel gauge (LP models only)
- Tank not included with LP models
- Weber® cookbook
- Limited warranty

DIMENSIONS (with the lid open)

- Height: 57.1 inches
- Width: 74.1 inches
- Depth: 30 inches

Available finish: stainless steel

ACCESSORIES

(sold separately)



PREMIUM GAS GRILL COVER ITEM #7555

Our premium gas grill cover fits snugly and is made of heavy-duty vinyl with fitted center and long sides.



CAST IRON GRIDDLE ITEM #7570

This handy two-sided cast-iron griddle allows you to make pancakes, eggs, and bacon on the smooth side, and use the textured side for delicate fish and veggies.




SUMMIT® S-670™ GAS GRILL

2009 GAS GRILLS



Lighted control knobs allow you to fine tune heat settings, even in low light conditions.



Maximize the heat without minimizing grilling space. This high-powered sear burner is designed to step up the heat when needed for searing. Turn it off for normal grilling duties. Smart and efficient.

FEATURES

- Six stainless steel burners
- Primary cooking area = 624 square inches
- Warming rack area = 145 square inches
- Total cooking area = 769 square inches
- 9.5mm diameter stainless steel rod cooking grates
- Stainless steel Flavorizer® bars
- 60,000 BTU-per-hour input main burners
- 12,000 BTU-per-hour input flush-mounted side burner
- 10,600 BTU-per-hour input infrared rear-mounted rotisserie burner
- 10,600 BTU-per-hour input sear burner
- 8,000 BTU-per-hour input smoker burner and stainless steel smoker box
- Snap-Jet™ individual burner ignition system
- Stainless steel shroud with polished handle and trim, a center-mounted thermometer, and accent-colored, cast-aluminum end caps
- Tuck-Away™ rotisserie system with flip-up motor and separate spit and fork storage in the enclosed cart
- Two stainless steel work surfaces
- Enclosed cart with stainless steel doors and chrome-plated, cast-aluminum handles and accent-colored painted side and rear panels
- Accent-colored painted steel frame
- Lighted control knobs
- Six tool hooks
- Two Grill Out® handle lights
- Two heavy-duty front locking swivel casters
- Two heavy-duty back swivel casters
- Natural gas grill includes a 10-foot flexible hose
- Enclosed tank storage area and precision fuel gauge (LP models only)
- Tank not included with LP models
- Weber® cookbook
- Limited warranty

DIMENSIONS (with the lid open)

- Height: 57.1 inches
- Width: 74.1 inches
- Depth: 30 inches

Available finish: stainless steel

ACCESSORIES

(sold separately)



PREMIUM GAS GRILL COVER ITEM #7555

Our premium gas grill cover fits snugly and is made of heavy-duty vinyl with fitted center and long sides.



CAST IRON GRIDDLE ITEM #7570

This handy two-sided cast-iron griddle allows you to make pancakes, eggs, and bacon on the smooth side, and use the textured side for delicate fish and veggies.



SUMMIT® S-660™ BUILT-IN GAS GRILL

2009 GAS GRILLS



Maximize the heat without minimizing grilling space. This high-powered sear burner is designed to step up the heat when needed for searing. Turn it off for normal grilling duties. Smart and efficient.



Lighted control knobs allow you to fine tune heat settings, even in low light conditions.

FEATURES

- Six stainless steel burners
- Primary cooking area = 624 square inches
- Warming rack area = 145 square inches
- Total cooking area = 769 square inches
- 9.5mm diameter stainless steel rod cooking grates
- Stainless steel Flavorizer® bars
- 60,000 BTU-per-hour input main burners
- 10,600 BTU-per-hour input infrared rear-mounted rotisserie burner
- 10,600 BTU-per-hour input sear burner
- 8,000 BTU-per-hour input smoker burner and stainless steel smoker box
- Snap-Jet™ individual burner ignition system
- Stainless steel shroud with polished handle
- Fixed, center-mounted thermometer
- Enclosed storage area with stainless steel doors and bottom shelf
- SlideFrame™ design

- Lighted control knobs
- Two Grill Out® handle lights
- Weber® cookbook
- Limited warranty

DIMENSIONS (with the lid open)

- Height: 49.5 inches
- Width: 40 inches
- Depth: 31 inches



Included is a premium gas grill cover heavy-duty vinyl cover protects your grill from the elements.



SUMMIT® E-650™ GAS GRILL

2009 GAS GRILLS



Add smoky flavor to any grilled meal on your Summit® E-650™ gas grill with an integrated 8,000 BTU-per-hour input smoker burner and stainless steel smoker box.



The unique rotisserie system comes with a flip-up motor, for easy rotissing, and a separate spit and fork storage area in the enclosed cart. The rotisserie spit can handle a whole turkey, multiple chickens, or large cuts of meat.

FEATURES

- Six stainless steel burners
- Primary cooking area = 693 square inches
- Warming rack area = 145 square inches
- Total cooking area = 838 square inches
- 9.5mm diameter stainless steel rod cooking grates
- Stainless steel Flavorizer® bars
- 60,000 BTU-per-hour input main burners
- 12,000 BTU-per-hour input flush-mounted side burner
- 10,600 BTU-per-hour input infrared rear-mounted rotisserie burner
- 8,000 BTU-per-hour smoker burner and stainless steel smoker box
- Tuck-Away™ rotisserie system with flip-up motor and separate spit and fork storage in the enclosed cart
- Snap-Jet™ individual burner ignition system
- Porcelain-enameled shroud with polished handle and trim, a center-mounted thermometer and accent-colored, cast-aluminum end caps
- Two stainless steel work surfaces
- Enclosed cart with corresponding painted steel doors and chrome-plated, cast aluminum handles and accent-colored painted side and rear panels
- Accent-colored painted steel frame
- Six tool hooks
- Two Grill Out® handle lights
- Two heavy-duty front locking swivel casters
- Two heavy-duty back swivel casters
- Natural gas grill includes a 10-foot flexible hose
- Enclosed tank storage area and precision fuel gauge (LP models only)
- Tank not included with LP models
- Weber® cookbook
- Limited warranty

DIMENSIONS (with the lid open)

- Height: 57.1 inches
- Width: 74.1 inches
- Depth: 30 inches

COLOR OPTIONS

Available finish: porcelain-enamel



black

ACCESSORIES

(sold separately)



PREMIUM GAS GRILL COVER ITEM #7555

Our premium gas grill cover fits snugly and is made of heavy-duty vinyl with fitted center and long sides.



CAST IRON GRIDDLE ITEM #7570

This handy two-sided cast-iron griddle allows you to make pancakes, eggs, and bacon on the smooth side, and use the textured side for delicate fish and veggies.

